


Megan Bozios, Superintendent

John M. Marmora
Business Administrator/
Board Secretary



Oradell Public School District

350 Prospect Avenue | Oradell, NJ 07649 | oradellschool.org | (201)261-1180

*Our children,
our hope,
our future*

May 6, 2022

Oradell Public Schools
350 Prospect Street
Oradell, NJ 07649

Dear Oradell Public School Community,

Our school system is committed to protecting student, teacher, and staff health. To protect our community and be in compliance with the Department of Education regulations, Oradell Public School tested our school's drinking water for lead.

In accordance with the Department of Education regulations, Oradell Public School will implement immediate remedial measures for any drinking water outlet with a result greater than the action level of 15 $\mu\text{g}/\text{l}$ (parts per billion [ppb]). This includes turning off the outlet unless it is determined the location must remain on for non-drinking purposes. In these cases, a "DO NOT DRINK – SAFE FOR HANDWASHING ONLY" sign will be posted.

Results of our Testing

Following instructions given in technical guidance developed by the New Jersey Department of Environmental Protection, we completed a plumbing profile for the Oradell Public School. Through this effort, we identified and tested all drinking water and food preparation outlets. Of the twenty-two (22) samples taken, all but one (1) tested below the lead action level established by the US Environmental Protection Agency for lead in drinking water (15 $\mu\text{g}/\text{l}$ [ppb]).

The table below identifies the drinking water outlets that tested above the 15 $\mu\text{g}/\text{l}$ for lead, the actual lead level, and what temporary remedial action Oradell Public School has taken to reduce the levels of lead at this location.

Sample Location	First Draw Result in µg/l (ppb)	Remedial Action
Room 152 Sink ID # OP-1S-07A	15.6	Outlet immediately taken out of service.

Health Effects of Lead

High levels of lead in drinking water can cause health problems. Lead is most dangerous for pregnant women, infants, and children under 6 years of age. It can cause damage to the brain and kidneys, and can interfere with the production of red blood cells that carry oxygen to all parts of your body. Exposure to high levels of lead during pregnancy contributes to low birth weight and developmental delays in infants. In young children, lead exposure can lower IQ levels, affect hearing, reduce attention span, and hurt school performance. At *very* high levels, lead can even cause brain damage. Adults with kidney problems and high blood pressure can be affected by low levels of lead more than healthy adults.

How Lead Enters our Water

Lead is unusual among drinking water contaminants in that it seldom occurs naturally in water supplies like groundwater, rivers and lakes. Lead enters drinking water primarily as a result of the corrosion, or wearing away, of materials containing lead in the water distribution system and in building plumbing. These materials include lead-based solder used to join copper pipe, brass, and chrome-plated brass faucets. In 1986, Congress banned the use of lead solder containing greater than 0.2% lead, and restricted the lead content of faucets, pipes and other plumbing materials. However, even the lead in plumbing materials meeting these new requirements is subject to corrosion. When water stands in lead pipes or plumbing systems containing lead for several hours or more, the lead may dissolve into the drinking water. This means the first water drawn from the tap in the morning *may* contain fairly high levels of lead.

Lead in Drinking Water

Lead in drinking water, although rarely the sole cause of lead poisoning can significantly increase a person’s total lead exposure, particularly the exposure of children under the age of 6. EPA estimates that drinking water can make up 20% or more of a person’s total exposure to lead.

For More Information

A copy of the test results is available in our central office for inspection by the public, including students, teachers, other school personnel, and parents, and can be viewed between the hours of 8:30 a.m. and 4:00 p.m. and are also available on our website at www.oradellschool.org. For more information about water quality in our schools, contact John Marmora at the Business Office, (201) 261-1180 ext. 3003.

For more information on reducing lead exposure around your home and the health effects of lead, visit EPA's Web site at www.epa.gov/lead, call the National Lead Information Center at 800-424-LEAD, or contact your health care provider.

If you are concerned about lead exposure at this facility or in your home, you may want to ask your health care providers about testing children to determine levels of lead in their blood.

Sincerely,

A handwritten signature in blue ink that reads "John M. Marmora". The signature is written in a cursive style with a horizontal line at the end.

John M. Marmora
Business Administrator

CERTIFICATE OF ANALYSIS

Client: Garden State Environmental, Inc.
555 S Broad St. Ste. K
Glen Rock NJ 07452

Client: GAR373

Report Date: 5/3/2022
Report No.: 659561 - Lead Water
Project: Oradell Public School
Project No.: 8404

LEAD WATER SAMPLE ANALYSIS SUMMARY

Lab No.: 7415696 **Location:** Hall By A.P.O. **Result(ppb):** <1.00
Client No.: OP-1-BF-01A * Sample acidified to pH <2.

Lab No.: 7415697 **Location:** Nurse Front Sink **Result(ppb):** <1.00
Client No.: OP-1-S-01A * Sample acidified to pH <2.

Lab No.: 7415698 **Location:** Nurse Back Sink **Result(ppb):** <1.00
Client No.: OP-1-S-02A * Sample acidified to pH <2.

Lab No.: 7415699 **Location:** Nurse Fridge **Result(ppb):** <1.00
Client No.: OP-1-IM-01 * Sample acidified to pH <2.

Lab No.: 7415700 **Location:** Room 102 **Result(ppb):** <1.00
Client No.: OP-1-S-03A * Sample acidified to pH <2.

Lab No.: 7415701 **Location:** Room 101 **Result(ppb):** <1.00
Client No.: OP-1-S-04A * Sample acidified to pH <2.

Lab No.: 7415702 **Location:** Room 151 **Result(ppb):** <1.00
Client No.: OP-1-S-05A * Sample acidified to pH <2.

Lab No.: 7415703 **Location:** Room 151 **Result(ppb):** <1.00
Client No.: OP-1-B-02A * Sample acidified to pH <2.

Lab No.: 7415704 **Location:** Room 153 **Result(ppb):** <1.00
Client No.: OP-1-S-06A * Sample acidified to pH <2.

Lab No.: 7415705 **Location:** Room 152 **Result(ppb):** 15.6
Client No.: OP-1-S-07A * Sample acidified to pH <2.

Please refer to the Appendix of this report for further information regarding your analysis.

Date Received: 4/25/2022
Date Analyzed: 05/03/2022
Signature:
Analyst: Mark Stewart

Approved By:
Frank E. Ehrenfeld, III
Laboratory Director

CERTIFICATE OF ANALYSIS

Client: Garden State Environmental, Inc.
555 S Broad St. Ste. K
Glen Rock NJ 07452

Client: GAR373

Report Date: 5/3/2022
Report No.: 659561 - Lead Water
Project: Oradell Public School
Project No.: 8404

LEAD WATER SAMPLE ANALYSIS SUMMARY

Lab No.: 7415706 Location: Room 155 Result(ppb): <1.00
Client No.: OP-1-S-08A * Sample acidified to pH <2.

Lab No.: 7415707 Location: Room 103 Result(ppb): <1.00
Client No.: OP-1-B-01A * Sample acidified to pH <2.

Lab No.: 7415708 Location: Room 103 Result(ppb): <1.00
Client No.: OP-1-S-09A * Sample acidified to pH <2.

Lab No.: 7415709 Location: Board Office Result(ppb): 3.40
Client No.: OP-1-S-10A * Sample acidified to pH <2.

Lab No.: 7415710 Location: Hall By MPR Result(ppb): <1.00
Client No.: OP-1-BF-02A * Sample acidified to pH <2.

Lab No.: 7415711 Location: Hall By 238 Result(ppb): <1.00
Client No.: OP-1-BF-03A * Sample acidified to pH <2.


Lab No.: 7415712 Location: Hall By 217 Result(ppb): <1.00
Client No.: OP-1-BF-04A * Sample acidified to pH <2.


Lab No.: 7415713 Location: Art Room L Sink Result(ppb): <1.00
Client No.: OP-1-S-12A * Sample acidified to pH <2.

Lab No.: 7415714 Location: Art Room ML Sink Result(ppb): <1.00
Client No.: OP-1-S-13A * Sample acidified to pH <2.

Lab No.: 7415715 Location: Art Room MR Sink Result(ppb): <1.00
Client No.: OP-1-S-14A * Sample acidified to pH <2.

Please refer to the Appendix of this report for further information regarding your analysis.

Date Received: 4/25/2022
Date Analyzed: 05/03/2022
Signature: 
Analyst: Mark Stewart

Approved By: 
Frank E. Ehrenfeld, III
Laboratory Director

CERTIFICATE OF ANALYSIS

Client: Garden State Environmental, Inc.
555 S Broad St. Ste. K
Glen Rock NJ 07452

Report Date: 5/3/2022
Report No.: 659561 - Lead Water
Project: Oradell Public School
Project No.: 8404

Client: GAR373

LEAD WATER SAMPLE ANALYSIS SUMMARY

Lab No.: 7415716
Client No.: OP-1-S-15A

Location: Art Room R Sink
* Sample acidified to pH <2.

Result(ppb): <1.00

Lab No.: 7415717
Client No.: OP-1-S-11A

Location: Book Room
* Sample acidified to pH <2.


Result(ppb): <1.00


Lab No.: 7415718
Client No.: OP-4-15-FBA

Location:
* Sample acidified to pH <2.

Result(ppb): Sample Not Received

Please refer to the Appendix of this report for further information regarding your analysis.

Date Received: 4/25/2022
Date Analyzed: 05/03/2022
Signature: 
Analyst: Mark Stewart

Approved By: 
Frank E. Ehrenfeld, III
Laboratory Director

CERTIFICATE OF ANALYSIS

Client: Garden State Environmental, Inc.
555 S Broad St. Ste. K
Glen Rock NJ 07452

Client: GAR373

Report Date: 5/3/2022
Report No.: 659561 - Lead Water
Project: Oradell Public School
Project No.: 8404

Appendix to Analytical Report:

Customer Contact: Send ALL Lab Reports
Analysis: AAS-GF - ASTM D3559-08D

This appendix seeks to promote greater understanding of any observations, exceptions, special instructions, or circumstances that the laboratory needs to communicate to the client concerning the above samples. The information below is used to help promote your ability to make the most informed decisions for you and your customers. Please note the following points of contact for any questions you may have.

iATL Customer Service: customerservice@iatl.com
iATL Office Manager: ?wchampion@iatl.com
iATL Account Representative: Kelly Klippel
Sample Login Notes: See Batch Sheet Attached
Sample Matrix: Water
Exceptions Noted: See Following Pages

General Terms, Warrants, Limits, Qualifiers:

General information about iATL capabilities and client/laboratory relationships and responsibilities are spelled out in iATL policies that are listed at www.iATL.com and in our Quality Assurance Manual per ISO 17025 standard requirements. The information therein is a representation of iATL definitions and policies for turnaround times, sample submittal, collection media, blank definitions, quantification issues and limit of detection, analytical methods and procedures, sub-contracting policies, results reporting options, fees, terms, and discounts, confidentiality, sample archival and disposal, and data interpretation.

iATL warrants the test results to be of a precision normal for the type and methodology employed for each sample submitted. iATL disclaims any other warrants, expressed or implied, including warranty of fitness for a particular purpose and warranty of merchantability. iATL accepts no legal responsibility for the purpose for which the client uses test results. Any analytical work performed must be governed by our Standard Terms and Conditions. Prices, methods and detection limits may be changed without notification. Please contact your Customer Service Representative for the most current information.

This confidential report relates only to those item(s) tested and does not represent an endorsement by NIST-NVLAP, AIHA LAP LLC, or any agency of local, state or province governments nor of any agency of the U.S. government.

This report shall not be reproduced except in full, without written approval of the laboratory.

Information Pertinent to this Report:

Analysis by AAS Graphite Furnace:

- ASTM D3559-08D

Certification:

- NYS-DOH No. 11021

- NJDEP No. 03863

Note: These methods are analytically equivalent to iATL's accredited method;

- USEPA 40CFR 141.11B

- USEPA 200.9 Pb, AAS-GF, RL <2 ppb/sample

- USEPA SW 846-7421 - Pb(AAS-GF, RL <2 ppb/sample)

Regulatory limit for lead in drinking water is 15.0 parts per billion as cited in EPA 40 CFR 141.11 National Primary Drinking Water Regulations, Subpart B: Maximum contaminant levels for inorganic chemicals.

All results are based on the samples as received at the lab. iATL assumes that appropriate sampling methods have been used and that the data upon which these results are based have been accurately supplied by the client.

Sample results are not corrected for contamination by field or analytical blanks.

PPB = Parts per billion. 1 µg/L = 1 ppb MDL = 0.24 PPB Reporting Limit (RL) = 1.0 PPB

CERTIFICATE OF ANALYSIS

Client: Garden State Environmental, Inc.
555 S Broad St. Ste. K
Glen Rock NJ 07452

Client: GAR373

Report Date: 5/3/2022
Report No.: 659561 - Lead Water
Project: Oradell Public School
Project No.: 8404

Disclaimers / Qualifiers:

There may be some samples in this project that have a "NOTE:" associated with a sample result. We use added disclaimers or qualifiers to inform the client about something that requires further explanation. Here is a complete list with highlighted disclaimers pertinent to this project. For a full explanation of these and other disclaimers, please inquire at customerservice@iatl.com.

Matrix spiking is performed on each client batch to determine if interferences could impact results. When spike recoveries fall out of acceptable range matrix interference is suspected and samples are diluted until acceptable spike recovery can be achieved. Reporting limits will increase by the same degree as the dilution required.

Note: Sample dilution required due to matrix interference.

Water Sample Turbidity greater than 1.0 NTU does not meet Federal and NJ State Primary & Secondary Drinking Water Standards.

* ASTM D3559 (D) calls for the addition of acid at the time of sampling. Unless so noted on the chain of custody by the client iATL acidifies samples to a pH of <2 at least 24 hours prior to analysis.