



The Oradell Public
School District

School Climate Survey Results Presentation

January 25, 2017
BOE Meeting



+

FAMILY SURVEY

Number of Responses: 164

Total Number of Families: 549

Percent Participated: 30%



Family Survey: Strengths Identified



■ **Climate of school**

- Positive and welcome climate
- Communication occurs often enough to keep me informed and to understand changes in policy, procedures or new initiatives
- Teachers and administrators value parent input

■ **Student behavior**

- Child feels safe at school
- Students encouraged to respect differences

■ **Teachers**

- Care about my child



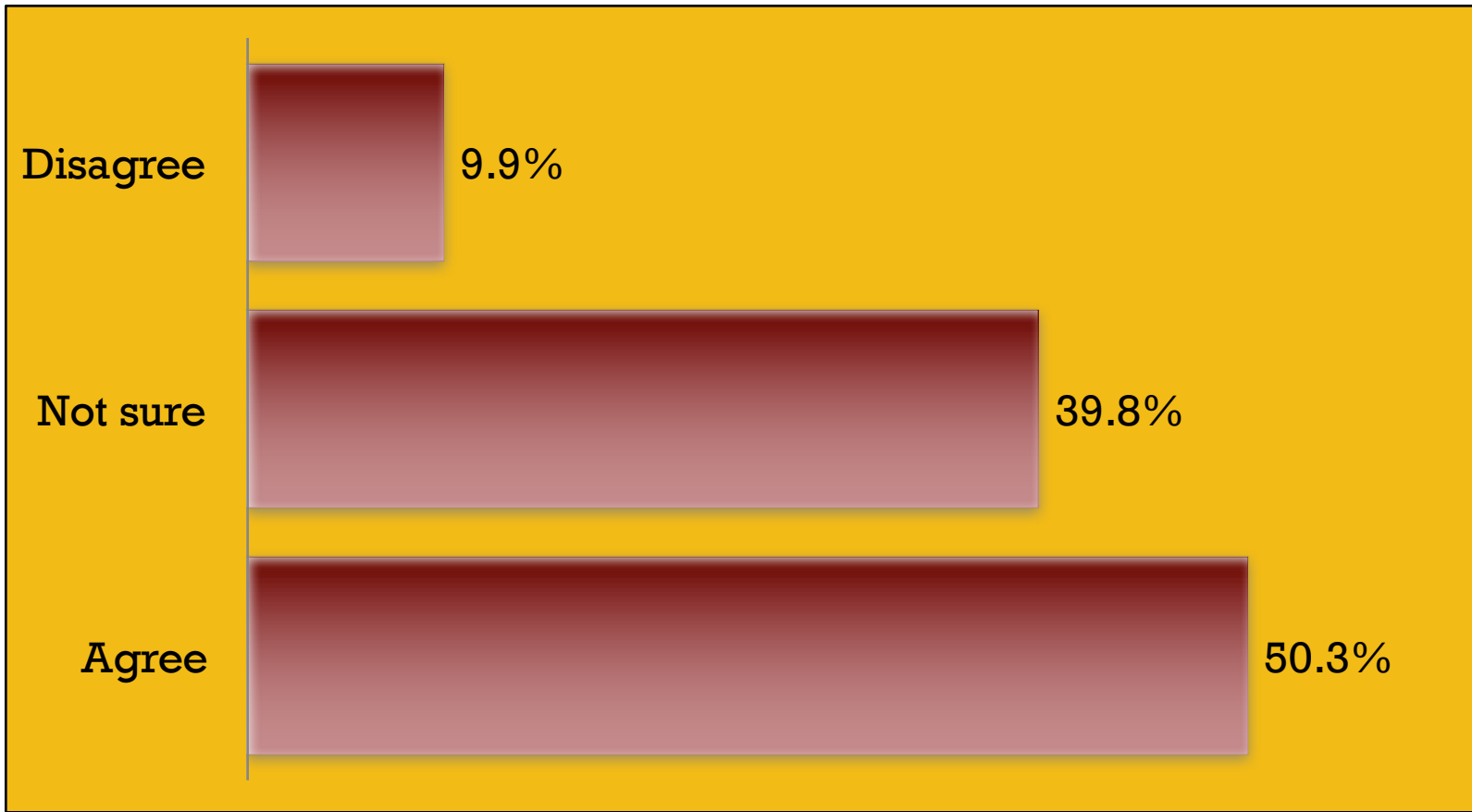
+ Family Survey: Areas of Concern

- School notifies me when a situation occurs to him/her as a victim (Q5)
- Teachers and administrators expect same behavior from all students (Q7)

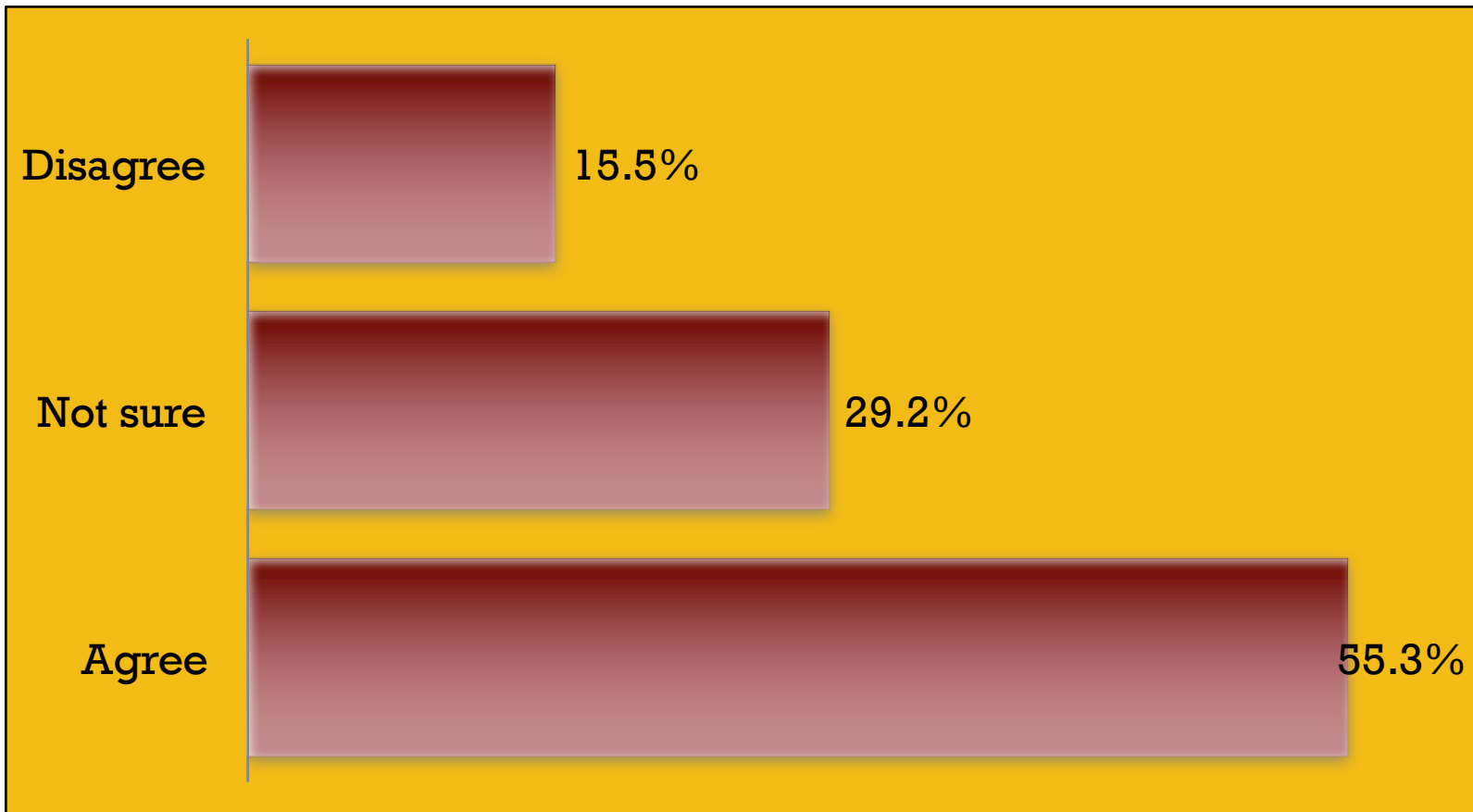




My child's school notifies me when a situation occurred to him/her as a victim



+ Teachers and administrators at my child's school expect the same behaviors from all students



+ Which student behaviors are the biggest problems?

| Area of Concern | Weighted Average |
|--|------------------|
| Teasing | 2.03 |
| Gossiping | 1.97 |
| Bullying | 1.82 |
| Late to class or school | 1.68 |
| Disrespectful behavior toward students | 1.65 |
| Technology related issues | 1.48 |
| Disrespectful behavior toward adults | 1.42 |
| Fighting | 1.23 |
| Vandalism | 1.20 |



+

STUDENT SURVEY

Number of Responses: 302

Total Number of 4-6 Students: 342

Percent Participated: 88%

+ Student Survey: Strengths Identified

■ Physical appearance of school

- My school is clean

■ Student behavior

- I like my school, and I don't wish I went to another school
- I feel safe in school and on the playground
- Students help each other at this school



+ Student Survey: Strengths Identified

■ School Staff & Administration

- Students receive help when bullied
- Students are comfortable talking with staff and administrators
- Teachers notice when I am having trouble
- Teachers help me
- Teachers make learning fun

■ Parents

- My family wants me to do well



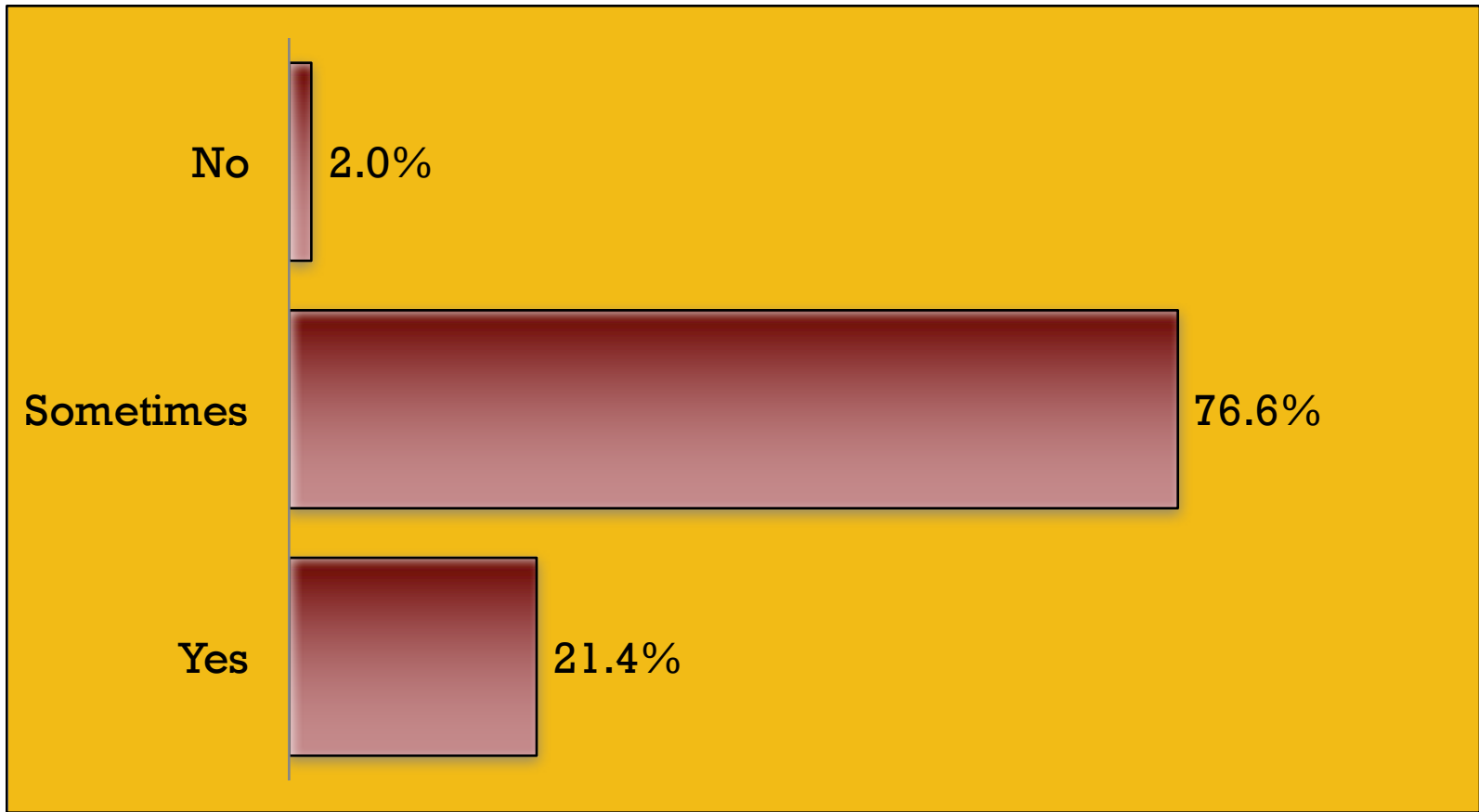
+ Student Survey: Areas of Concern



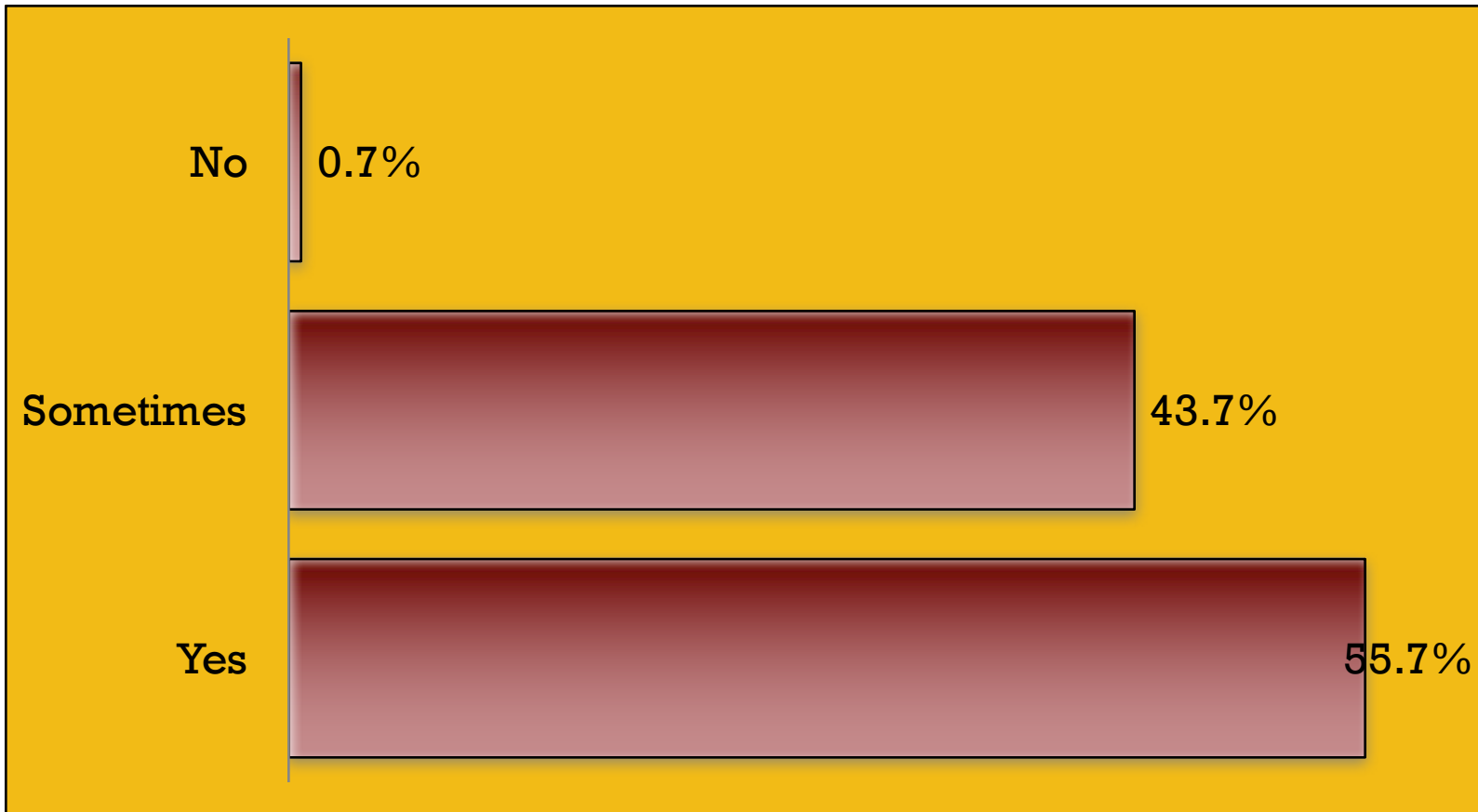
- Students in my school are well behaved (Q7)
- Students in my school try their best (Q8)
- Students at school are bullied (Q14)



+ Students in my school are well behaved

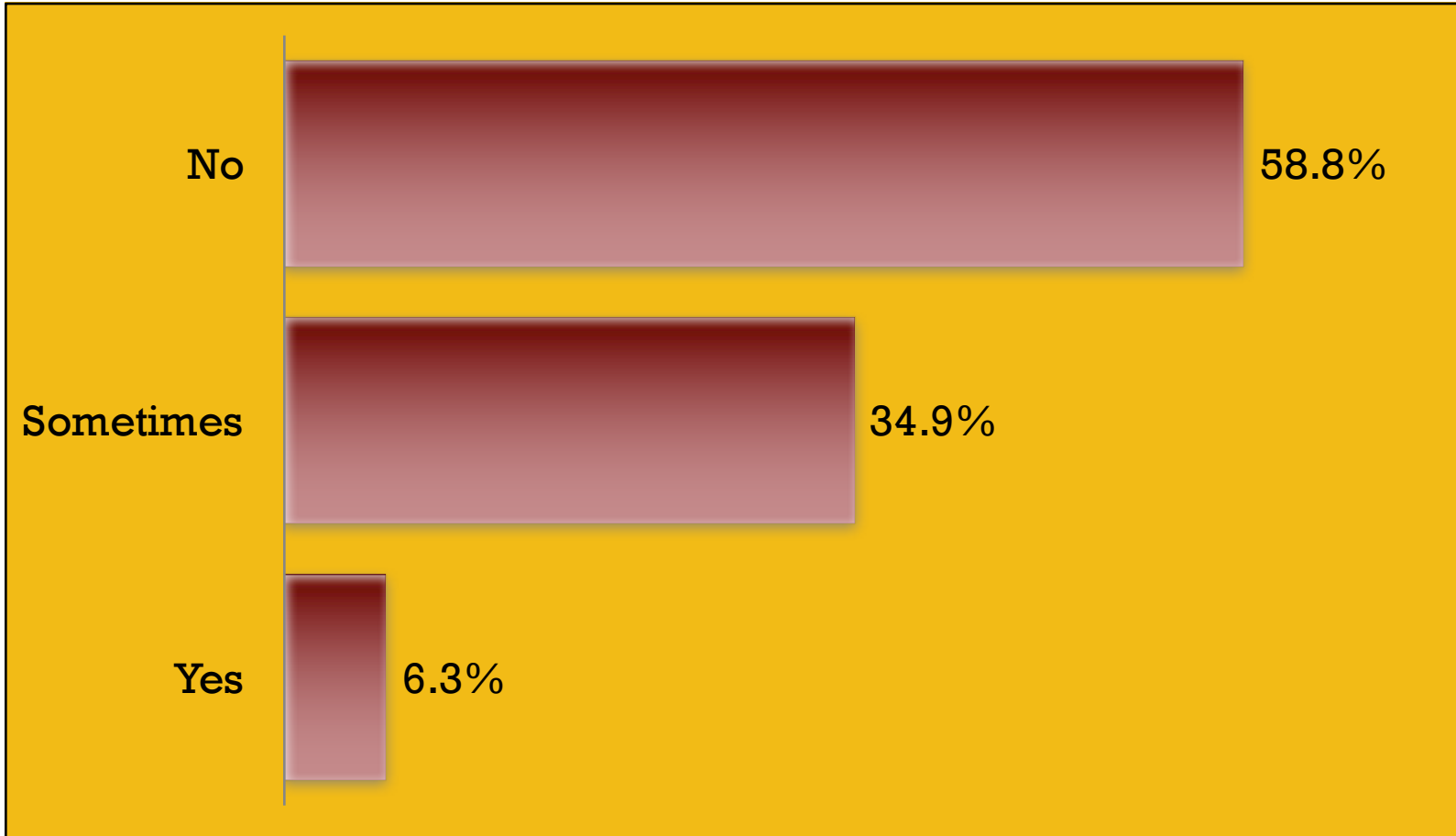


+ Students in my school try their best





Students at school are bullied



+ HIB Self Assessment 15-16

- www.oradellschool.org/osnj/OUR%20SCHOOL/Harassment%2C%20Intimidation%20and%20Bullying/HIB%20Self%20Assessment%202015-2016.pdf
- Released to districts January 10, 2017; posted January 11, 2017
- District self-assesses in 8 core elements (26 sub elements)
- Baseline score of 52 means district is meeting requirements in all areas. Perfect score = 78
- Oradell scored 60 in 13-14, 64 in 14-15 and **66** in 16-17
- Strengths: HIBster software; collaboration amongst ABC, ABS and School Safety Team; new classroom read alouds & activities
- Areas for growth: Provide HIB guidance in internal memos (indicator 2); document meetings between ABC and ABS (indicator 5); post information about meaning of grades and their relationship to school self assessment (indicator 8)

+



STAFF SURVEY

Number of Responses: 64

Total Number of Staff: 120

Percent Participated: 53%

+ Staff Survey: Strengths Identified

- Physical appearance of school
 - Environment of school (safe and clean)
 - Pride in appearance of school
- Student behavior
 - Students treat each other, teachers and administrators with respect
 - Teachers treat students with respect
 - Students care about learning
 - Students do not tease and bully each other



+ Staff Survey: Strengths Identified

■ School Administrators

- School admins give useful feedback to improve student performance

■ Parents

- Parents respect their child's teacher(s)

■ Teacher

- Teachers consistently enforce behavioral expectations
- Teachers are fair in treatment of students
- Teachers treat each other with respect
- School is a good place for me to grow
- Teachers collaborate with others



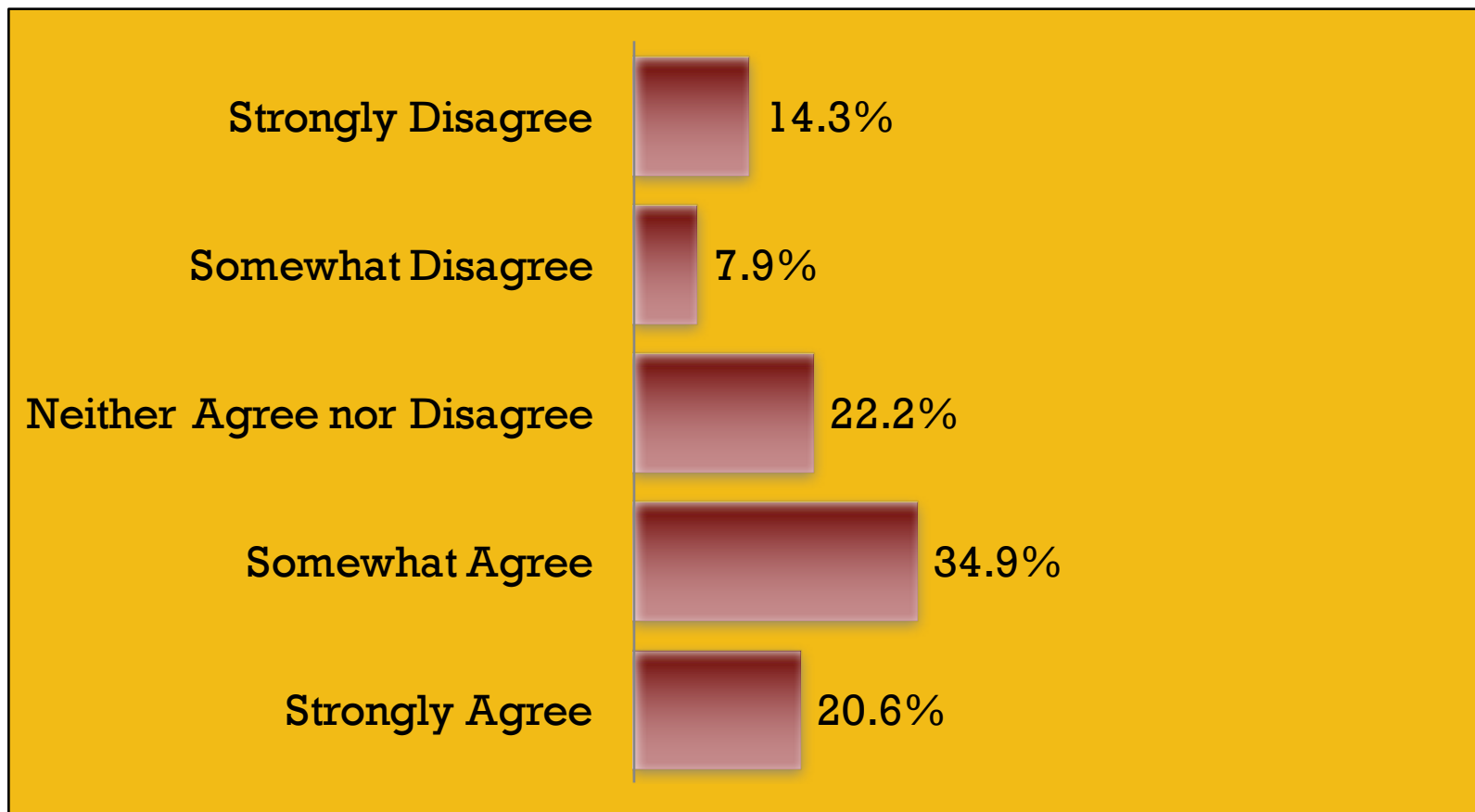
+ Staff Survey: Areas of Concern

- Admin shows appreciation for efforts of staff (Q21)
- Hesitant to approach admin about concerns/issues (Q22)
- School administrators and staff communicate effectively (Q24)
- Parents collaborate with teachers to improve student performance (Q27)

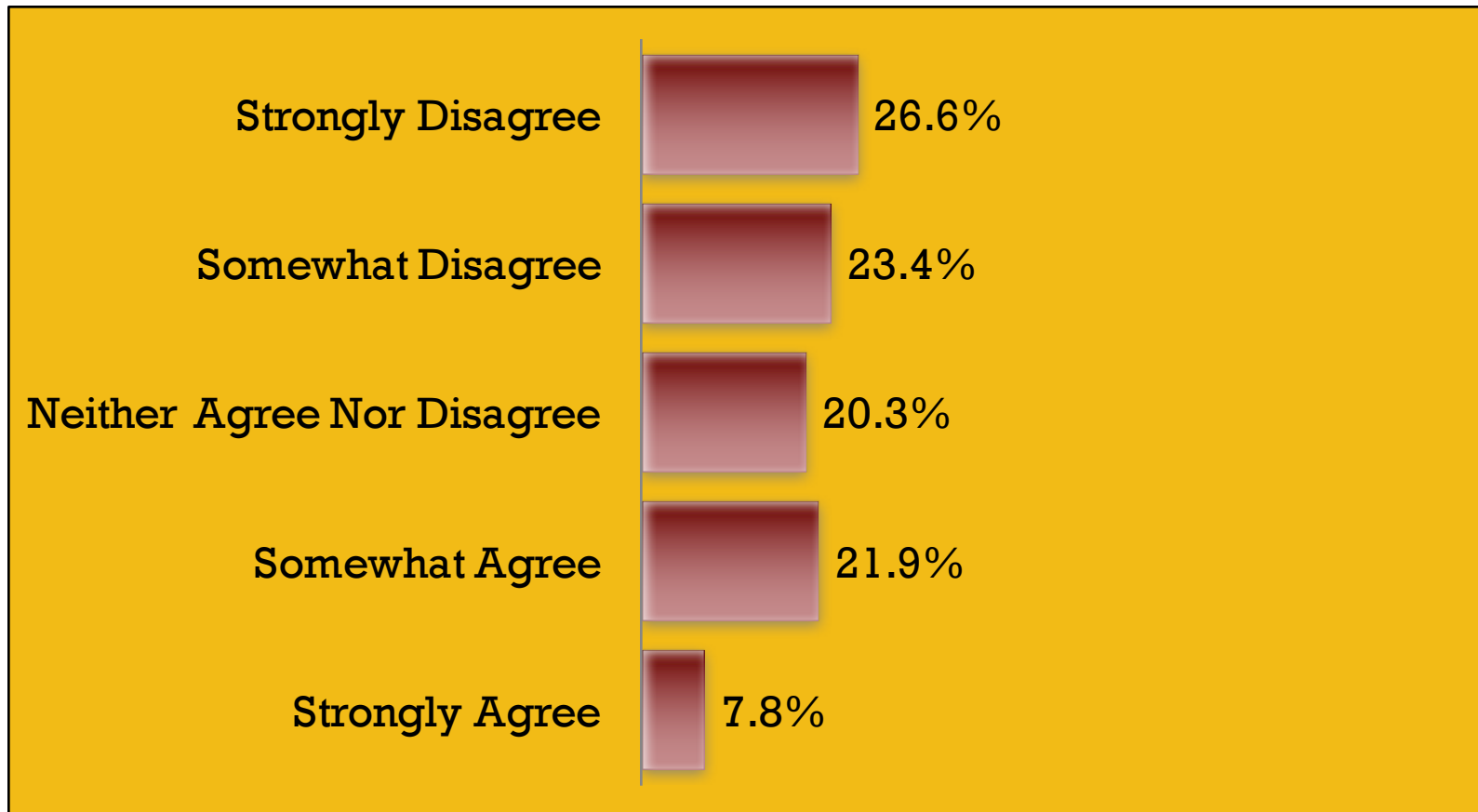




Administration Shows Appreciation for the Efforts of the Faculty and Staff

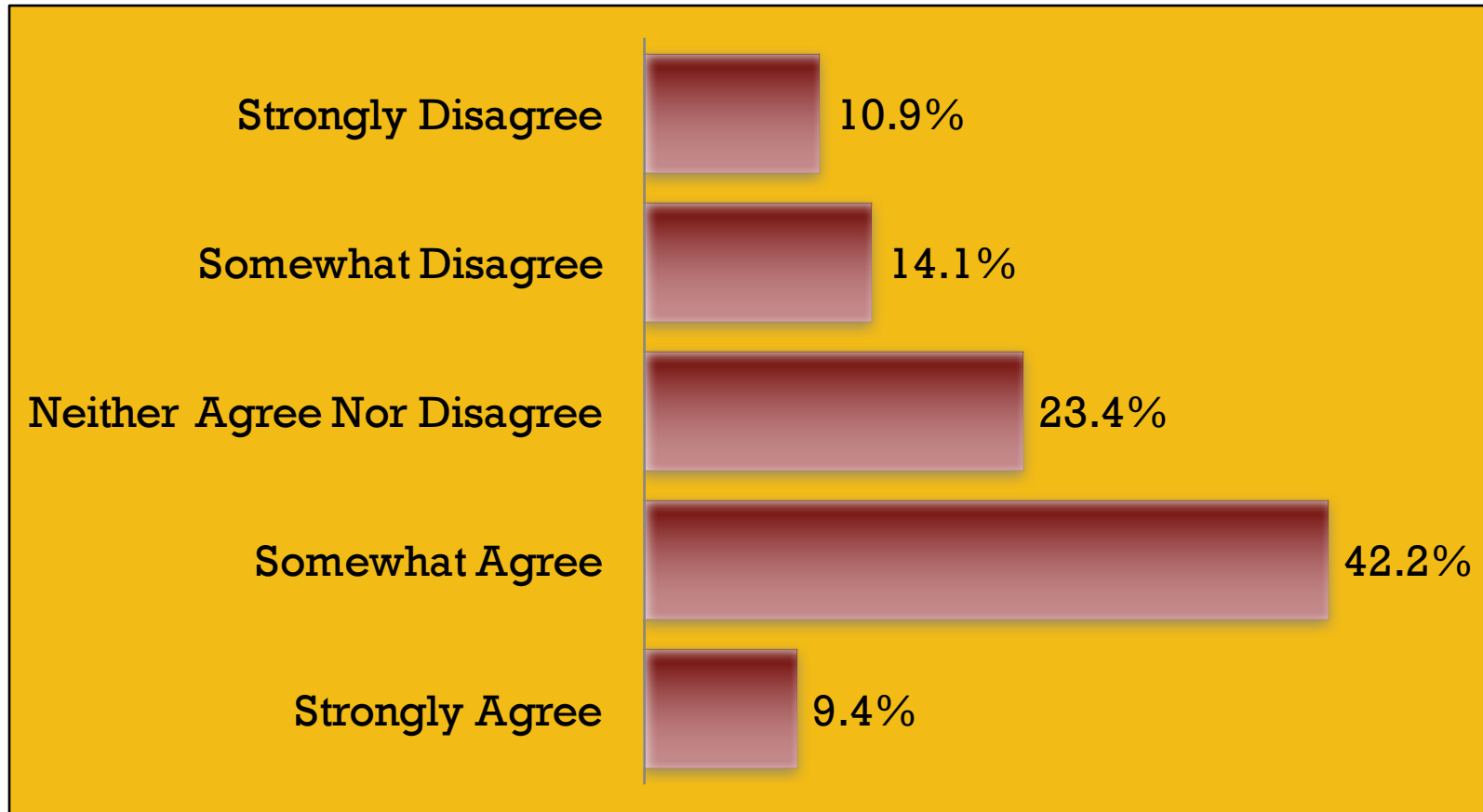


+ I am hesitant to approach administration about my concerns/issues

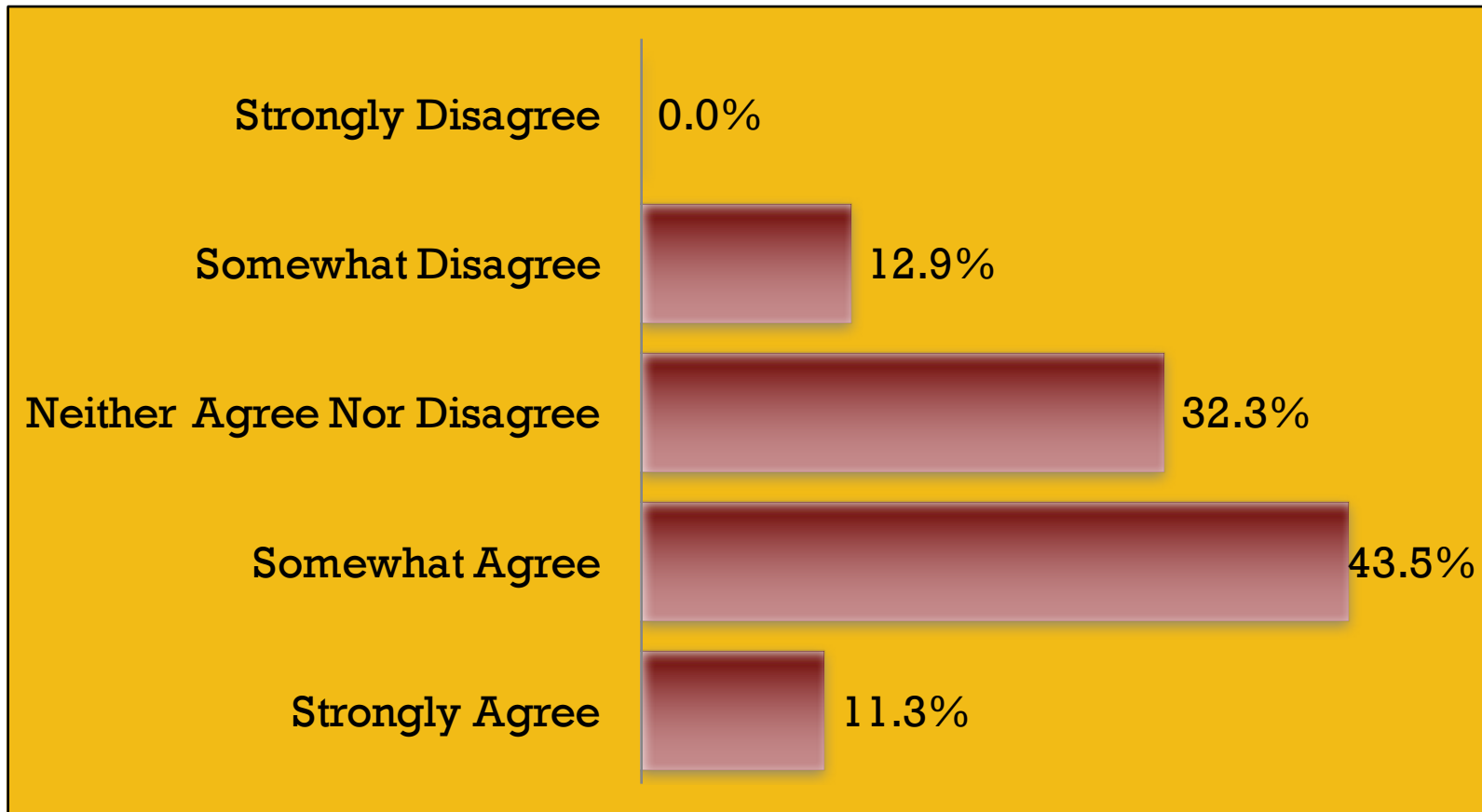




School Administrators and Staff Communicate Effectively



+ Parents collaborate with teachers to increase student performance





In the last month, I am satisfied with my experience at OPS

| Response | # | % |
|----------------------------|----------|----------|
| Strongly Agree | 14 | 22.6 |
| Somewhat Agree | 24 | 38.7 |
| Neither Agree Nor Disagree | 9 | 14.5 |
| Somewhat Disagree | 11 | 17.7 |
| Strongly Disagree | 4 | 6.5 |

| Years at OPS | 1-4 | 5-10 | 11-15 | 16 or more |
|----------------------------|------------|-------------|--------------|-------------------|
| Strongly Agree | 38.8% (7) | 23% (3) | 8.3% (1) | 15.8% (3) |
| Somewhat Agree | 50% (9) | 53.8% (7) | 16.7% (2) | 31.6% (6) |
| Neither Agree Nor Disagree | 5.5% (1) | 7.7% (1) | 16.7% (2) | 26.3% (5) |
| Somewhat Disagree | 0% (0) | 15.3% (2) | 41.7% (5) | 21.1% (4) |
| Strongly Disagree | 5.5% (1) | 0% (0) | 16.7% (2) | 5.3% (1) |



Room for Growth

- Better align questions for future “apples to apples” comparison
- 3 choices (agree, disagree, no opinion) versus 5 choices (strongly agree, agree, somewhat agree...)
- Parent question Q5- “school notifies me when a situation occurred...)
- Break out teachers vs. admins for students and teachers
- Better timing of implementation of survey and reminders to stakeholders to increase participation
- Define terminology
- Provide opportunities for open-ended response





I am satisfied with my overall experience at Oradell Public School

